

Key Vocabulary

archaeologist - People who dig up sites to find things from the past to learn about life during these times.
ankh - A symbol for life and immortality (eternal life).

canopic jars - Jars for storing human organs after mummification.

Cleopatra - An Egyptian queen.

egyptologist - People who focus on learning about ancient Egypt.

flood plain - An area of land that occasionally floods as a river overflows. This can be useful to farmers as the soil get more nutrients helping crops to grow.

hieroglyphics - Ancient Egyptian writing using pictures.

mummification - The process of process when the skin and flesh of a dead body can be preserved.

pharaohs - The rulers of Ancient Egypt.

pyramid - A structure (square based pyramid) used as a tomb for important rulers of the Ancient Egyptians.

River Nile - A river which runs through Ancient Egypt.

sarcophagus - A Coffin for important Ancient Egyptians usually cover in gold.

scarab beetle - Also called a dung beetle. This was symbol for eternal life.

Sphinx - A statue in Egypt (body of a lion and the head of a human).

Tutankhamun - A young pharaoh who died when he was about 18 years old. He is also called King Tut.

Canopic Jars

There were used to store the stomach, intestines, lungs and the liver of somebody who had been mummified. It was believed that they would need these in the afterlife. There was no jar for the heart which was left inside of the body.



Year 3 Geography/History Topic 2

Pyramids

Pyramids were built as tombs for the pharaohs and their queens. There are over 130 pyramids known today in Egypt.




The tallest pyramid in Egypt is the Great Pyramid of Giza (the Pyramid of Khufu). When it was built, it was 146.5 metres tall and is the oldest of the Seven Wonders of the Ancient World.

Did you know that pyramids can be found in other countries? There are pyramids in Mexico, Peru, China, Bolivia, Iraq and any other countries.

The Sphinx

This is a statue which has the body of a lion and the head of a human. It is located by the pyramids in Giza by the River Nile. Some people believe that the head of the Sphinx may once have been a lion.



The River Nile

The River Nile was important as for water and for transporting goods and people in Ancient Egypt. When the River Nile flooded, this would help to fertilise the soil to help their crops grow. The Pharaohs had fancy boats which they used to travel up and down the Nile.

The Ankh

This is a hieroglyphic symbol used to represent the word for life and life after death (immortality).



Dear Parents,

Our next topic is ancient Egypt. Please help your children to prepare for this topic by helping them to learn the key words (in purple) and the facts on this sheet.

There are some homework activities on the back of this sheet. Your child can complete these at any time. Your child's teacher would love to see what they have created.

Thank you for your support.



Kind regards - Year 3 teachers

Facts about the Ancient Egyptian Gods

- They believed in over 2000 different gods who all had different responsibilities.
- These gods were worshipped for over 3000 years.
- Many of the gods were drawn as human with animal heads. This made it easier to identify them.
- Male gods were painted with reddish-brown skin colours and the females were painted with yellow skin (to show that they spent much of their time indoors).
- The pharaohs and kings of ancient Egypt were worshipped as living gods.
- There was no holy book like the Bible or the Koran.



Ra - The god of the sun.



Anubis - The god of mummification and the dead.



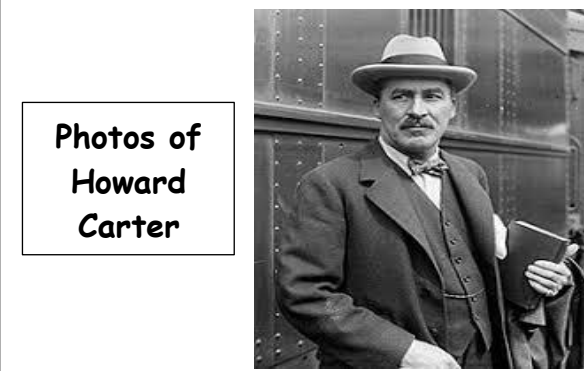
Hathor - The goddess of music, dance and motherhood.

Howard Carter

Howard Carter first went to Egypt when he was 17 in 1891. He got a job as an **archaeologist** and his responsibility was to copy drawings and inscriptions so that they could be studied later. He was very good at this job (maybe because his father was an artist although Howard never wanted to be one of these).

Howard found some artifacts with a Pharaoh's name written on. He was called **Tutankhamen** (King Tut). He was convinced that he could be the first person find the tomb of this pharaoh. He needed money to do this and met with Lord Carnarvon who decided to help Howard by giving him money.

He dug for years and found nothing. Lord Carnarvon told Howard to give up. Howard however asked for one more chance as he wanted to dig under some stone huts he had recently found. Lord Carnarvon agreed. During his dig, Howard found some steps and a secret door. He waited for Lord Carnarvon to travel from England to open the door with him. When they did, they found rooms full of treasures all gleaming with gold including vases, statues, chariots and jewelled chests. They also found **Tutankhamen's** coffin (**sarcophagus**) which was covered in gold and the mummy of **Tutankhamen**.



Photos of Howard Carter



Ancient Egyptian Writing (Hieroglyphics)

Instead of using letters, the Ancient Egyptians wrote using pictures.

	A ^{ay}	arm		K	cup		V	viper
	A ^{ah}	vulture		L	lion		W	chick
	B	leg		M	owl		X	cloth
	C ^k	cup		N	water		Y	feathers
	D	hand		O	chick		Z	bolt
	E	feather		P	stool		CH	tether
	F	viper		Q	hill		KH	sieve
	G	pot		R	mouth		SH	basin
	H	wick		S	cloth			man
	I	feather		T	loaf			woman
	J	cobra		U	chick			ankh




An Egyptian sarcophagus

When unwrapped, the bandages of an ancient Egyptian mummy could stretch for over 1600 metre (1.6km).

Why were pharaohs buried with treasure?

The **pharaohs** of ancient Egypt were buried with treasures and other items as they believed that these would help them in the afterlife. They sometimes even had their servants killed for this reason.



Make-up

Men and women wore make up in ancient Egypt. The eye paint was usually green (made from copper) or black (made from lead). As well as offering protection from the sun, they also believed that this had magical healing properties.

Homework Ideas (remember you can use your own ideas for homework also)

- Find out about what ancient Egyptian homes looked like. Present this in pictures, words or as a model.
- Write your name or a message using Hieroglyphics. Remember to colour these in.
- Create a model of a pyramid.
- Create a model of a sarcophagus or a canopic jar.
- Make a mummy by wrapping a doll or teddy in bandages.
- Visit the Egyptian exhibit at Birmingham's Museum and Art Gallery. (It's free to enter)
- Create your own 3D Ancient Egyptian burial mask.
- Find out more about Howard Carter. Write a diary entry for him discovering Tutankhamun's tomb.
- Make a model of a pharaoh's boat.



Once completed, bring any homework that you produce into school. We'd love to see and display it.

Cats
Cats were considered as sacred animals by the ancient Egyptians. Most families kept a cat as a pet, which they believed would bring them good luck. Many cats were **mummified** when they died.

